

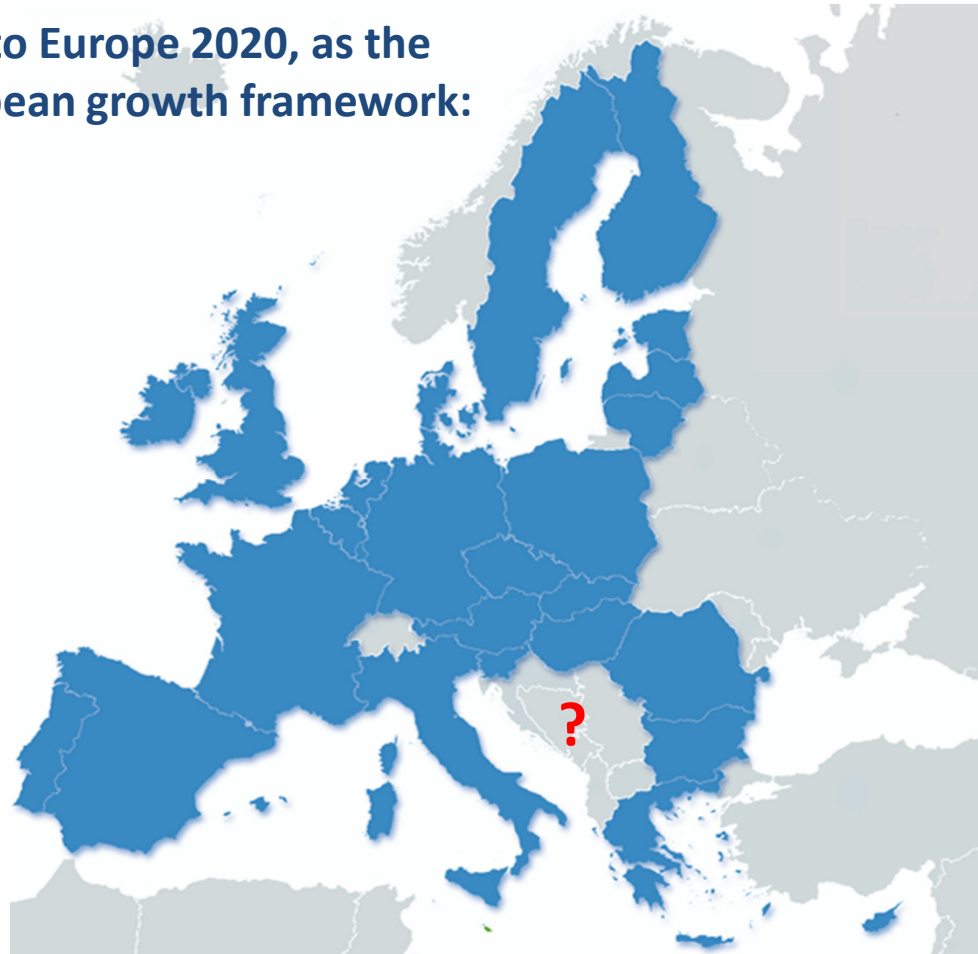


South East Europe 2020: Jobs and Prosperity in a European Perspective

Rationale for SEE 2020

SEE 2020 materialized as a response to Europe 2020, as the region was left out of the main European growth framework:

1. Preparations for future membership suggest that the *Europe 2020* policy goals and implementation methods are pertinent to enlargement countries, with a strong need to adjust the strategy to region's needs, making it more realistic and credible
2. Help anchor reform efforts into an overarching growth and development agenda and refocus on growth and competitiveness
3. Introduce greater coherence and coordination into the regional cooperation framework



Ministries of economy – Main Catalyst

- Regional vision-building efforts channeled through SEE Investment Committee, main regional body for competitiveness and investment-related reforms:
- **At the Ministerial meeting on November 24, 2011:**
 - Adopted SEE 2020 Vision
 - Provided clear mandate to the RCC/SEEIC and national administrations to engage on regional strategy development
 - Secured resources for the strategy
- **At the Ministerial meeting on November 9, 2012:**
 - Adopted 11 regional and 77 national headline targets to be reached
- **At the Ministerial meeting on November 21, 2013:**
 - Adopted SEE 2020 Strategy

Five pillars of SEE 2020



SEE2020 dimensions

Integrated Growth <ul style="list-style-type: none">• Free Trade Area• Competitive Economic Environment• Integration into the Global Economy	Sustainable Growth <ul style="list-style-type: none">• Energy• Transport• Environment• Competitiveness
Smart Growth <ul style="list-style-type: none">• Education and Competencies• R&D and Innovation• Digital Society• Culture and Creative Sectors	Inclusive Growth <ul style="list-style-type: none">• Employment• Health
	Governance for Growth <ul style="list-style-type: none">• Effective Public Services• Anticorruption• Justice

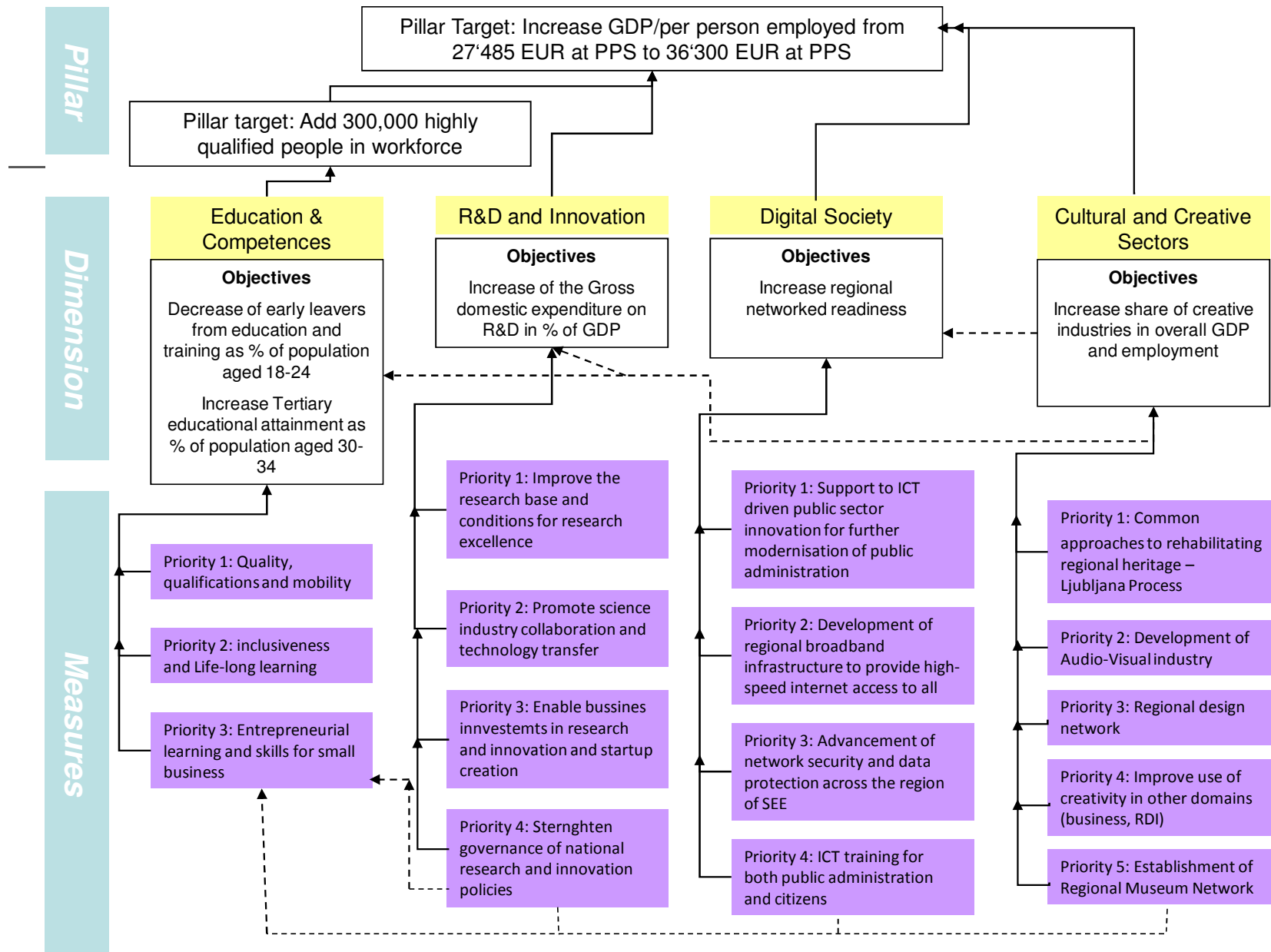
SEE 2020 Targets

Description	2010	2020
Overall strategic goals		
1. Increase of GDP PPP per cap relative to the EU (% of EU 27 GDP PPP p/c avg)	36.4	44
2. Growth of Total Trade in Goods and Services (in EUR million)	94,413	209,500
3. Reduction of Trade Deficit /Improvement of Trade Balance	-15.7	-12.3
Integrated growth		
4. Growth of intra-regional trade in goods (in million EUR)	12,459	30,500
5. Growth of Overall FDI Inflows (in current EUR million)	3,396	8,800
Smart Growth		
6. Growth of GDP per Person Employed (in EUR)	27,485	36,300
7. Number of highly qualified persons in the workforce (million)	1.7	2
Sustainable Growth		
8. Growth of enterprise creation	30,107	33,760
9. Growth of Exports of Goods and Services per capita (in EUR)	1,780	4,250
Inclusive Growth		
10. Growth of Overall Employment Rate (per cent of 15+)	39.5	44.4
Governance for Growth		
11. Increase Government Effectiveness (as measured by WBI indicator)	2.3	2.9



Pillar	Smart growth			
Pillar targets	vi. Increase GDP per person employed by 33%; vii. Add 300,000 highly qualified people to the region's workforce			
Pillar Dimensions	Education/ Competences	R&D and Innovation	Digital Society	Culture & Creative Sectors
Dimension co-ordinator	ERI SEE	Regional Research Platform	e-SEE	RCC TFCS
Other regional platforms involved	Novi Sad Initiat., SEECCEL	WBIF/EDIF SEEIC	CeGD	CoMoCoSEE
External partners	ETF, DG EAC, WBPET	World Bank, DG R&I	UNDP, ITU, EC (DG Connect)	CoE, ICOM
RCC unit responsible	BHC	BHC (primary), ESD	ESD, BHC	BHC
Monitoring system	RCC/OECD			
National administration participants	Ministry of education; Employment bureaus	Ministry of Science; Ministry of Economy	Ministry of Information Society	Ministry of Culture; Economy;



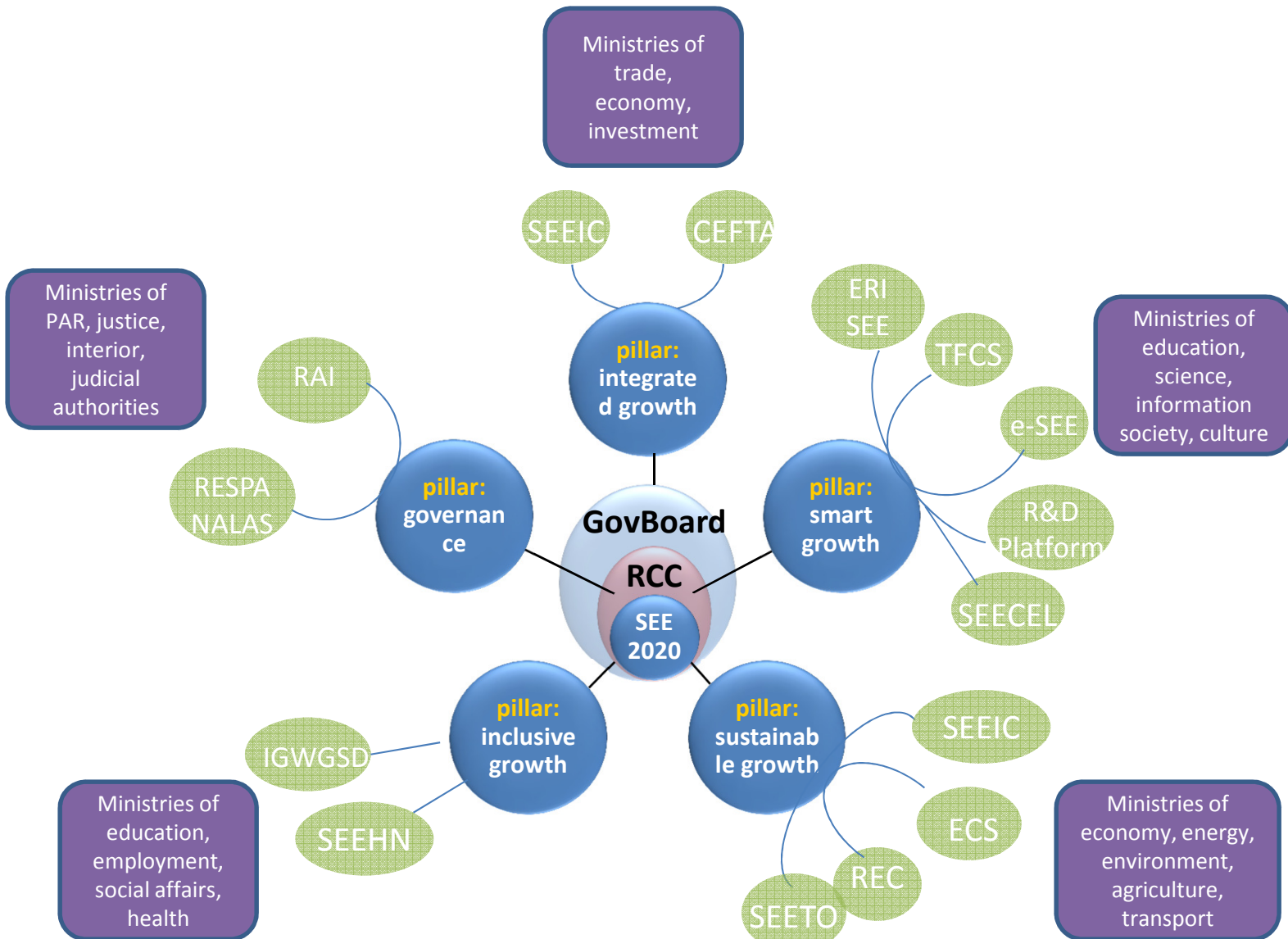


Guiding principles of SEE 2020

1. Added value to national efforts – synergy
2. Decentralized development and implementation
3. Quantifiable indicators and measurable progress
4. Clear governance structure and political support

Strong link with IPA 2

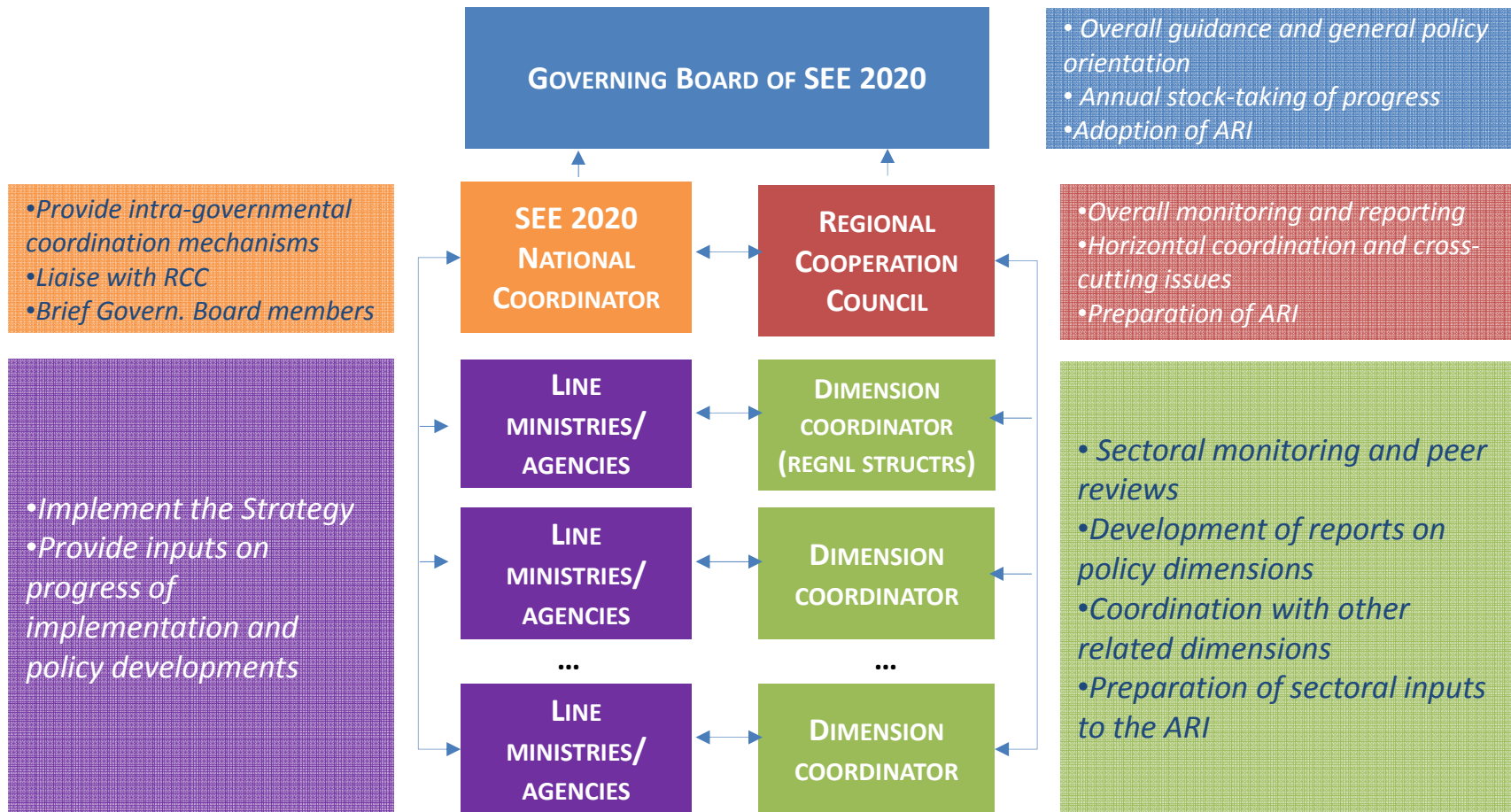
SEE 2020 Implementing Structure



SEE 2020 Implementation and Monitoring

- Ensure the priorities and measures of SEE2020 are embedded into national strategies and policies.
- Translate priorities into budgeted actions and prioritize through key initiatives
- Ensure high level intra- and inter-governmental coordination
- Annual Report on Implementation prepared by RCC and adopted by the Governing Board + Midterm review
- A mix of quantitative and qualitative indicators to track implementation

SEE 2020 Governance





thank you



RCC Secretariat

Trg BiH 1/V, 71000 Sarajevo
Bosnia and Herzegovina
<http://www.rcc.int>